



PATAGONIA

TIMBER ENGINEERING

WWW.PATAGONIATIMBER.COM
(786) 290-6691
12721 NW 7TH AVE NORTH MIAMI, FL 33168

CONNECTING SPACES



PATAGONIA
TIMBER ENGINEERING



INDEX

BIFOLD DOORS

- Door Winslow 3 Panel
- Door Logan 2 Panel
- Door Model Livingston 3 Panel
- Door Classic Model 6 Panel
- Door Classic Model Bayshore
- Door Classic Model flush
- Door Classic Model Cheyenne
- Door Melrose 6 Panel Horizontal

SLAB DOORS

- Door Classic Model 2 panel
- Door Classic Model Flush
- Door Classic Model Bayshore
- Door Classic Winslow 3 Panel
- Door Melrose
- Door Classic Lincoln Park 1 Panel

BIFOLD DOORS

Starting at \$79 USD



IF YOU'RE LOOKING FOR A PRACTICAL AND AFFORDABLE SOLUTION TO DIVIDE SPACES WITHOUT TAKING UP TOO MUCH ROOM, FOLDING DOORS ARE AN EXCELLENT OPTION. THEY ARE IDEAL NOT ONLY FOR CLOSETS BUT ALSO FOR SEPARATING AREAS, CREATING PRIVATE SPACES IN SHARED ROOMS, OR EVEN AS DOORS FOR PANTRIES AND UTILITY ROOMS.

THANKS TO THEIR VERSATILE DESIGN, THESE DOORS CAN FIT VARIOUS DÉCOR STYLES. THERE ARE MANY OPTIONS AVAILABLE, BUT LOUVERED DOORS, WITH HORIZONTAL SLATS, ARE ONE OF THE MOST POPULAR CHOICES DUE TO THEIR BALANCE BETWEEN FUNCTIONALITY AND AESTHETICS.

BIFOLD DOOR WINSLOW 3 PANEL

5

With 50% more soundproofing material than standard doors, solid core doors enhance noise control and privacy. They are an affordable option for any design and budget.



Paintable


Size (in)

24x80
30x80
36x80

BIFOLD DOOR LOGAN 2 PANEL

The Logan 2 Panel door complements any home style, especially craftsman and transitional designs.

Its space-saving bifold design is ideal for closets and pantries.



Size (in)

24x80

30x80

36x80



Paintable

BIFOLD DOOR MODEL LIVINGSTON 3 PANEL

7

The Livingston 3 Panel door suits any home style, especially modern and transitional designs. A coordinating hinged version is also available.



Size (in)

24x80

30x80

36x80



Paintable

BIFOLD DOOR CLASSIC MODEL BAYSHORE

Bifold doors are ideal for compact spaces, offering a lightweight design that's easy to handle and install. They allow you to define open areas or effortlessly conceal spaces from view, combining flexibility with functionality.



Paintable

Size (in)

24x80

30x80

36x80

Inspiration



ELEMENTS



Golden Kitchen Faucet



Light Hardwood Flooring



Golden Cabinet Holder

Primary colors



BIFOLD DOOR CLASSIC MODEL 6 PANEL

10

The space-saving folding design adds privacy to small spaces. These lightweight, hollow-core doors are easy to handle and pair well with matching hinged doors. The versatile six-panel design suits any home, especially classic interiors. Perfect for closets and pantries.



Size (in)

24x80

30x80

36x80



Paintable

BIFOLD DOOR CLASSIC MODEL FLUSH

11

The space-saving bifold design is ideal for adding privacy to compact spaces. They are hollow core doors, which make them lightweight and easy to handle. You can elevate style throughout the home with coordinating hinged style doors.



Size (in)

24x80
30x80
36x80



 ADA door

 Paintable

BIFOLD DOOR CLASSIC MODEL CHEYENNE

12

The space-saving bifold design adds privacy to compact areas like closets and pantries. These lightweight, hollow-core doors are easy to handle. The Cheyenne 2-Panel door suits any style, especially craftsman and transitional, and is also available in a hinged version.



Size (in)

24x80
30x80
36x80



Paintable

BIFOLD DOOR MELROSE 6 PANEL HORIZONTAL

13

The compact bifold design provides privacy while saving space. Made with a hollow core, these lightweight doors are easy to handle and pair seamlessly with matching hinged doors.



Size (in)

24x80

30x80

36x80



Paintable

SLAB DOORS

Starting at \$109 USD

IF YOU'RE LOOKING FOR A PRACTICAL AND AFFORDABLE SOLUTION TO DIVIDE SPACES WITHOUT TAKING UP TOO MUCH ROOM, FOLDING DOORS ARE AN EXCELLENT OPTION. THEY ARE IDEAL NOT ONLY FOR CLOSETS BUT ALSO FOR SEPARATING AREAS, CREATING PRIVATE SPACES IN SHARED ROOMS, OR EVEN AS DOORS FOR PANTRIES AND UTILITY ROOMS.

THANKS TO THEIR VERSATILE DESIGN, THESE DOORS CAN FIT VARIOUS DÉCOR STYLES. THERE ARE MANY OPTIONS AVAILABLE, BUT LOUVERED DOORS, WITH HORIZONTAL SLATS, ARE ONE OF THE MOST POPULAR CHOICES DUE TO THEIR BALANCE BETWEEN FUNCTIONALITY AND AESTHETICS.

SLAB DOOR CLASSIC MODEL 2 PANEL

With 50% more soundproofing material than standard doors, solid core doors enhance noise control and privacy. They are an affordable option for any design and budget.



Fire retardant



ADA door



Paintable

Size (in)

- 18x80
- 24x80
- 28x80
- 30x80
- 32x80
- 34x80
- 36x80

SLAB DOOR CLASSIC MODEL FLUSH

Available in a variety of designs to perfectly complement your style, solid core doors are made with over 60% recycled materials. They also offer greater durability and help create quieter spaces.



Fire retardant



ADA door



Paintable

Size (in)

- 18x80
- 24x80
- 28x80
- 30x80
- 32x80
- 34x80
- 36x80

SLAB DOOR CLASSIC MODEL BAYSHORE

Solid core doors are a great choice to keep your home quieter and more comfortable. Made with 60% recycled material, they help reduce noise between rooms, adding more privacy to spaces like bedrooms, bathrooms, and offices.



Size (in)

- 18x80
- 24x80
- 28x80
- 30x80
- 32x80
- 34x80
- 36x80



Fire retardant



ADA door



Paintable

SLAB DOOR CLASSIC WINSLOW 3 PANEL

More than 65% more sound dampening material than a standard hollow core door, providing superior acoustic insulation. Perfect for those seeking durability and comfort in any space.



Fire retardant



ADA door



Paintable

Size (in)

18x80

24x80

28x80

30x80

32x80


34x80

36x80


Inspiration



ELEMENTS



Acoustic wooden panel



Dark Hardwood Flooring



Modern-style painting


Primary colors



SLAB DOOR MELROSE

The 6-panel model features a versatile design that suits any decor, though it stands out best in classic-style spaces. With their solid construction, these doors help reduce noise and enhance privacy throughout the home.



-  Fire retardant
-  ADA door
-  Paintable

Size (in)
18x80
24x80
28x80
30x80
32x80
34x80
36x80

SLAB DOOR CLASSIC LINCOLN PARK 1 PANEL

With 50% more soundproofing material than standard doors, solid core doors enhance noise control and privacy. They are an affordable option for any design and budget.



Fire retardant



ADA door



Paintable

Size (in)
18x80
24x80
28x80
30x80
32x80
34x80
36x80



TRY OUR INSTALLATION REPAIR AND CONSTRUCTION SERVICES.

Project Construction

From small jobs to large-scale builds, we design and execute custom solutions for indoor and outdoor spaces.

Installation Services

We install flooring, windows, doors, kitchens, bathrooms, and more—with skilled professionals and attention to detail.

Repairs

We repair and upgrade existing installations quickly and efficiently, whether at home or in your business.



PATAGONIA

TIMBER ENGINEERING



FIND US ON

WWW.PATAGONIATIMBER.COM

(786) 290-6691

12721 NW 7TH AVE NORTH MIAMI, FL 33168



/patagoniatimber